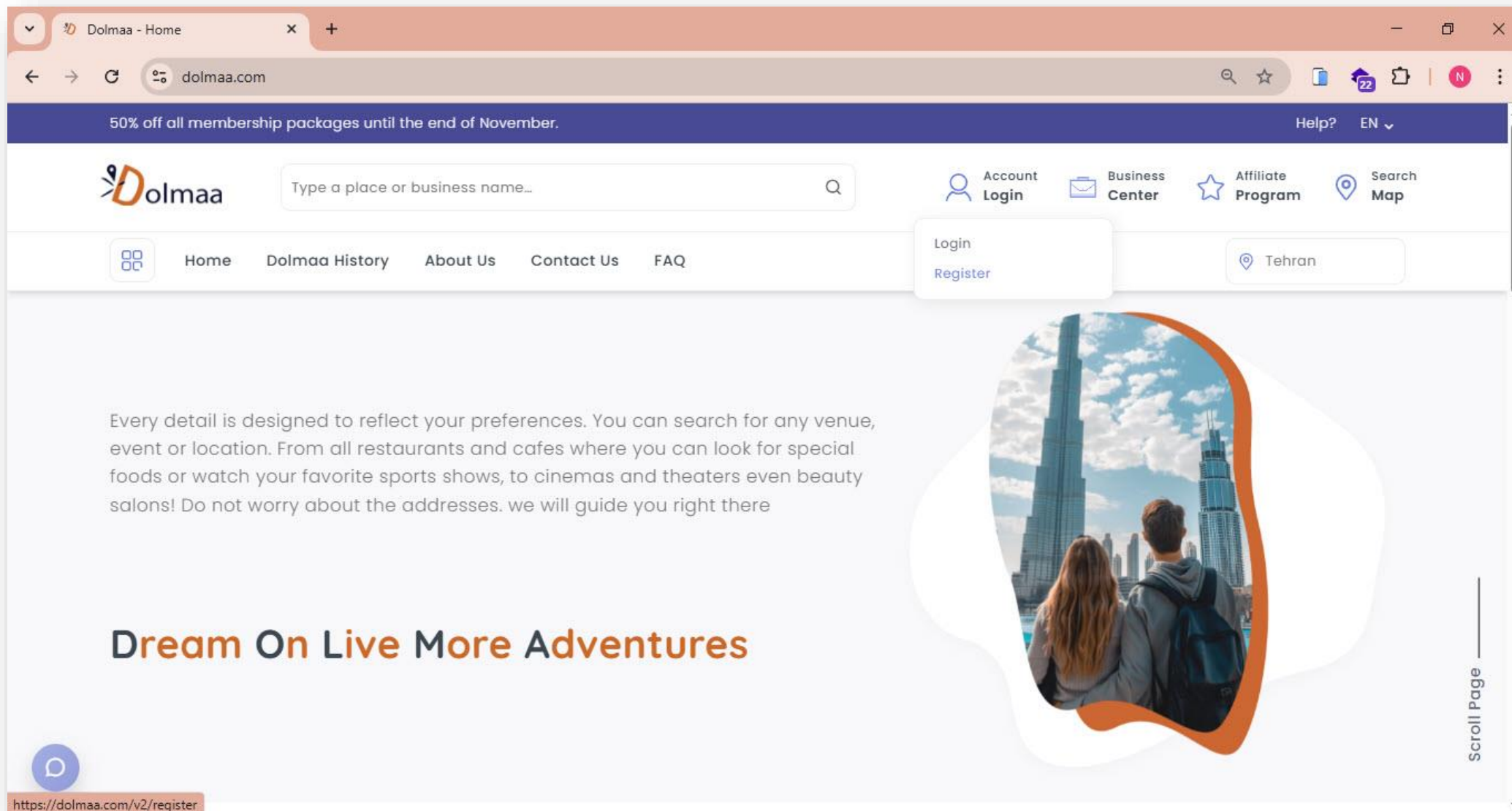


Complete Guide to Using Dolmaa as a Regular User



1. User Registration

From the top navigation bar, hover over the Account menu and click “Register” to start creating your Dolmaa account.



Select the **Personal Account** tab, fill in your name, phone number, and email, then click **Confirm** to proceed with your account setup.

The screenshot shows a web browser window with the URL `dolmaa.com/v2/register`. The page features a dark blue header with a promotional banner: "50% off all membership packages until the end of November." and navigation links for "Help?" and "EN". Below the header is the Dolmaa logo and a search bar. The main navigation bar includes links for "Home", "Dolmaa History", "About Us", "Contact Us", and "FAQ", along with a location selector set to "Tehran".

The central section is titled "Create an Account" with the subtext "Sign up to discover places, list your business, or earn as an affiliate on Dolmaa." It contains a "Login" button and a "Create an Account" button. Below these are three tabs: "Personal Account" (highlighted in orange), "Business Account", and "Affiliate Account".

The "Personal Account" tab is active, showing a checkbox labeled "I'm here to explore places" which is checked. Below this are three input fields: "Full Name *" with the value "Tam Hanks", "Phone Number *" with a country code dropdown set to "(AE) +971" and the number "3475858", and "Email Address *" with the value "TamHanks@gmail.com". A blue chat icon is visible in the bottom left corner.

In the bottom right corner, there is an orange "Confirm" button and a circular arrow icon.


Enter a secure password and confirm it to continue creating your Dolmaa account

Dolmaa - Register





dolmaa.com/v2/register

50% off all membership packages until the end of November.

Help? EN



Type a place or business name...



Home

Dolmaa History

About Us

Contact Us

FAQ

Tehran

Create an Account

Sign up to discover places, list your business, or earn as an affiliate on Dolmaa.

Login

Create an Account

Personal Account

Business Account

Affiliate Account

Password *

Confirm Password *

1. At least 8 characters

2. At least one lowercase letter (a-z)

3. At least one number (0-9)

4. At least one special character (e.g. @, !, #)

5. Must match the confirmation password

Back

Confirm

Review the Terms and Conditions and select **Submit** to proceed with creating your account.

The screenshot shows a web browser window with the URL `dolmaa.com/v2/register`. The page features a dark blue header with a promotional banner: "50% off all membership packages until the end of November." Below the header is a navigation bar with the Dolmaa logo, a search bar, and links for "Account Login", "Business Center", "Affiliate Program", and "Search Map". A secondary navigation bar includes "Home", "Dolmaa History", "About Us", "Contact Us", "FAQ", and a location selector set to "Tehran".

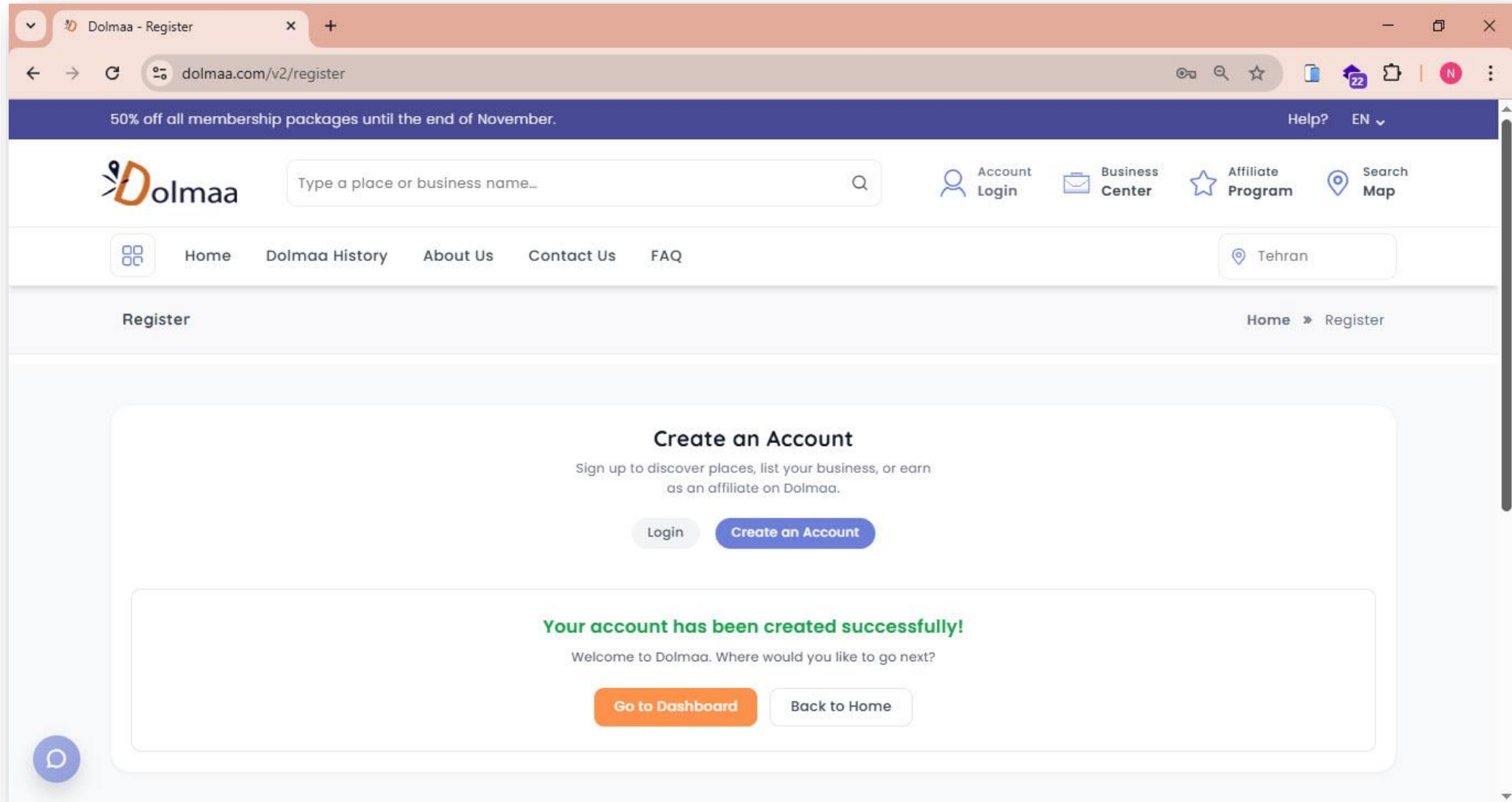
The main content area is titled "Create an Account" with the subtitle "Sign up to discover places, list your business, or earn as an affiliate on Dolmaa." It contains two buttons: "Login" and "Create an Account". Below these are three tabs: "Personal Account" (highlighted in orange), "Business Account", and "Affiliate Account".

The "Terms and Conditions" section is expanded, showing two columns of text:

- 1. Acceptance of Terms**
By accessing or using Dolmaa.com, you agree to be bound by these terms and all applicable laws and regulations within the GCC countries. If you do not agree with any part of these terms, please refrain from using the services.
- 2. Eligibility**
- 10. Disclaimer of Warranties**
The services are provided "as is" and "as available," with no express or implied warranties. We are not liable for the accuracy, completeness, or reliability of any information.

At the bottom of the page, there is a "Back" button on the left and a "Submit" button on the right, along with a small circular icon containing an upward arrow.

Your account has been successfully created and you can now proceed to your dashboard or return to the homepage.



2. User Login

From the top navigation bar, open the Account menu and select Login to access your Dolmaa account

The screenshot shows the Dolmaa website interface. At the top, a dark blue banner reads "50% off all membership packages until the end of November." Below this is the Dolmaa logo and a search bar with the placeholder text "Type a place or business name...". To the right of the search bar are links for "Account Login", "Business Center", "Affiliate Program", and "Search Map". A secondary navigation bar contains links for "Home", "Dolmaa History", "About Us", "Contact Us", and "FAQ". The "Account Login" link is highlighted, and a dropdown menu is open showing "Login" and "Register" options. Below the navigation bar, the main content area features a paragraph: "Every detail is designed to reflect your preferences. You can search for any venue, event or location. From all restaurants and cafes where you can look for special foods or watch your favorite sports shows, to cinemas and theaters even beauty salons! Do not worry about the addresses. we will guide you right there". Below this text is the slogan "Dream On Live More Adventures". On the right side of the main content area is a large, stylized image of a couple looking at a city skyline with a tall skyscraper. A vertical "Scroll Page" indicator is on the far right. At the bottom left, a small chat icon is visible, and a URL bar shows "https://dolmaa.com/v2/login".

50% off all membership packages until the end of November.

Help? EN

Dolmaa

Type a place or business name...

Account Login

Business Center

Affiliate Program

Search Map

Home Dolmaa History About Us Contact Us FAQ

Login

Register

Tehran

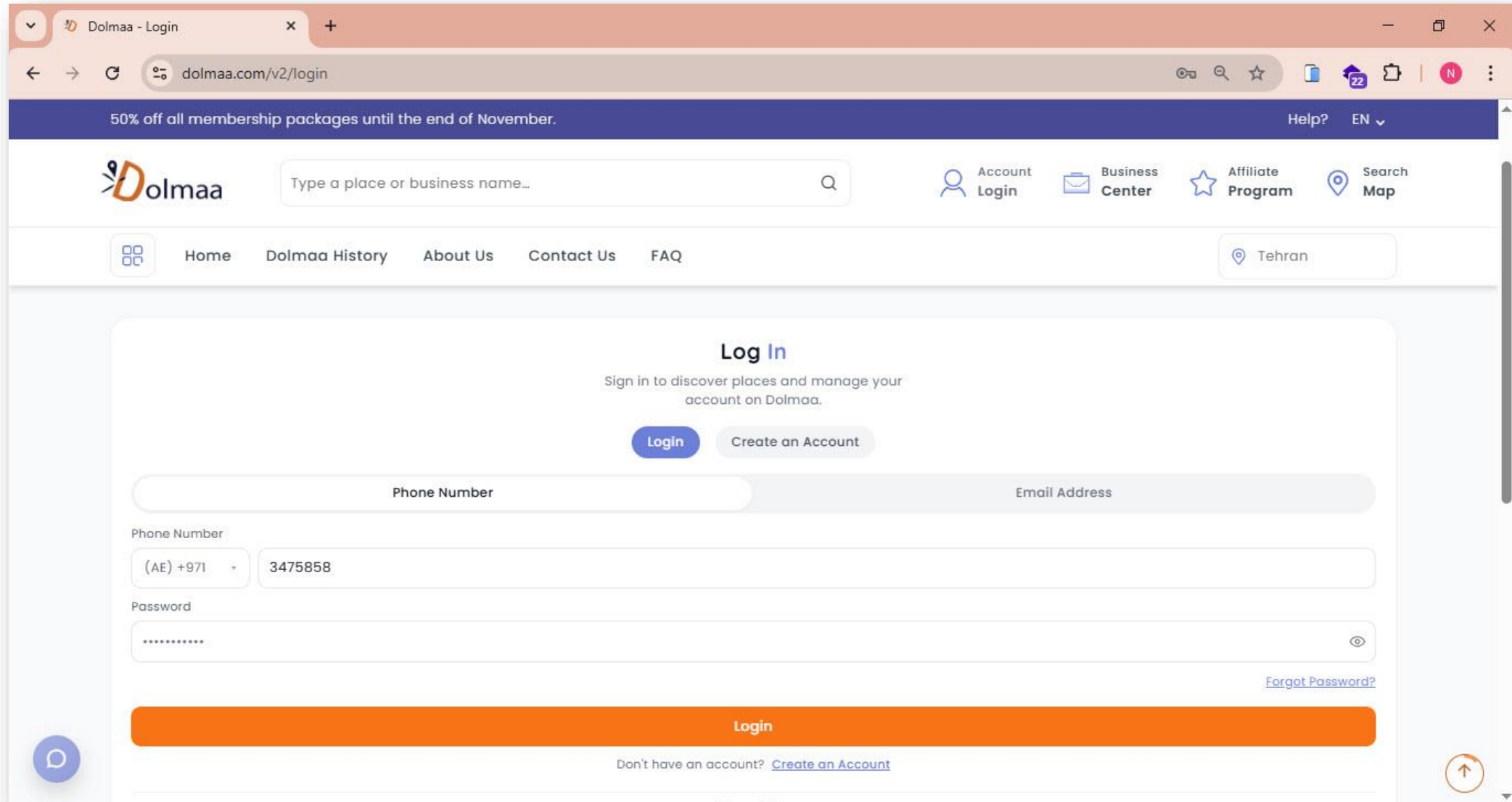
Every detail is designed to reflect your preferences. You can search for any venue, event or location. From all restaurants and cafes where you can look for special foods or watch your favorite sports shows, to cinemas and theaters even beauty salons! Do not worry about the addresses. we will guide you right there

Dream On Live More Adventures

Scroll Page

https://dolmaa.com/v2/login

Enter your registered phone number or email address along with your password to sign in to your Dolmaa account.



The screenshot shows the Dolmaa website's login interface. At the top, a dark blue banner advertises a 50% discount on membership packages. Below this, the Dolmaa logo is on the left, and a search bar is in the center. To the right of the search bar are links for Account Login, Business Center, Affiliate Program, and Search Map. A navigation bar below the search bar includes links for Home, Dolmaa History, About Us, Contact Us, and FAQ, along with a location selector set to Tehran. The main content area is titled 'Log In' and includes a sub-header: 'Sign in to discover places and manage your account on Dolmaa.' There are two buttons: 'Login' (blue) and 'Create an Account' (grey). Below these are two input fields: 'Phone Number' and 'Email Address'. The 'Phone Number' field is active, showing a dropdown for the country code '(AE) +971' and the number '3475858'. Below the phone number field is a 'Password' field with a masked input (dots) and a toggle icon. A link for 'Forgot Password?' is located to the right of the password field. At the bottom of the form is a large orange 'Login' button. Below the button, there is a link: 'Don't have an account? [Create an Account](#)'. The browser's address bar shows the URL 'dolmaa.com/v2/login'.

50% off all membership packages until the end of November. Help? EN

Dolmaa Type a place or business name...

Account Login Business Center Affiliate Program Search Map

Home Dolmaa History About Us Contact Us FAQ Tehran

Log In

Sign in to discover places and manage your account on Dolmaa.

Login Create an Account

Phone Number Email Address

Phone Number

(AE) +971 3475858

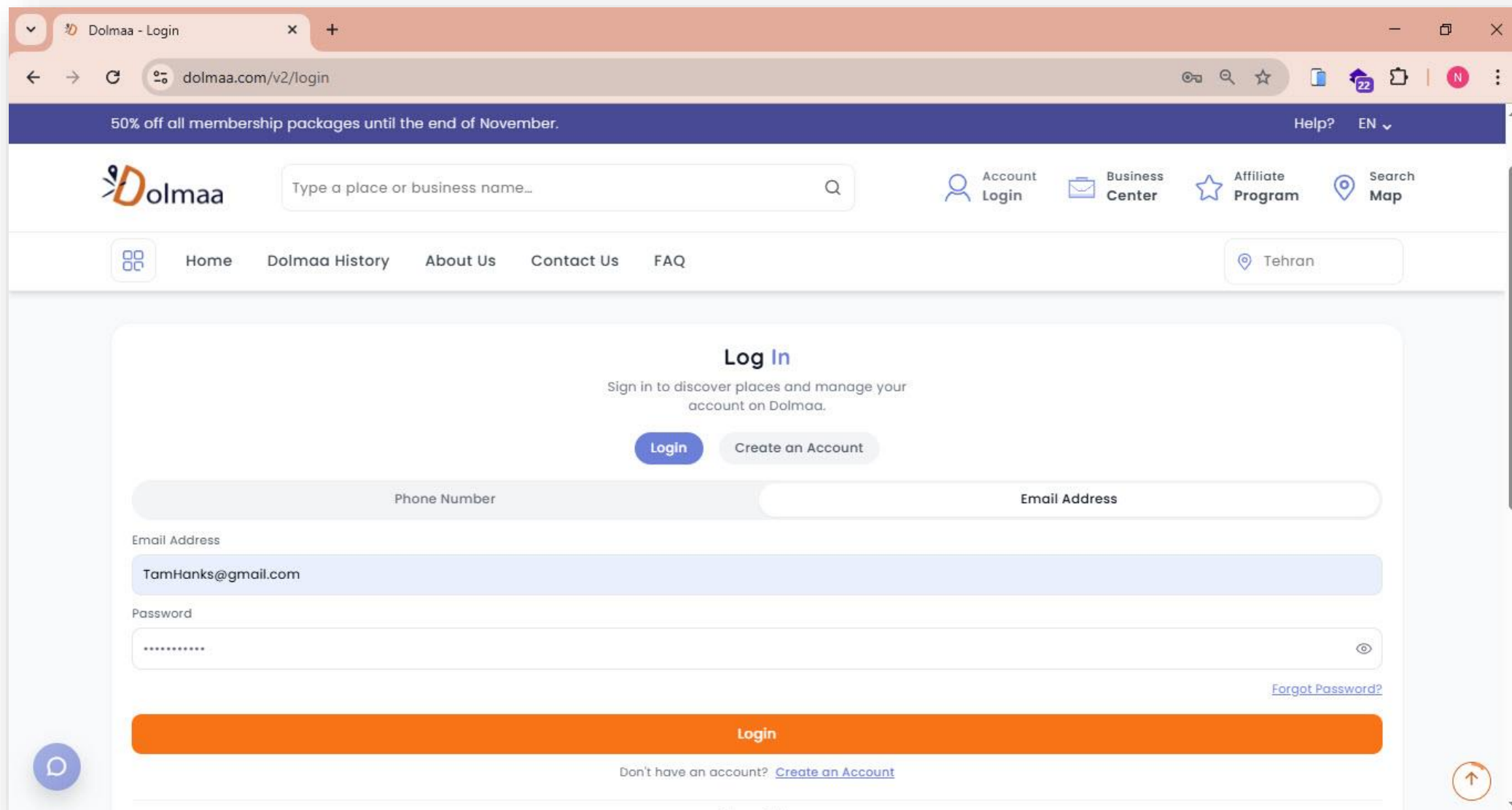
Password

Forgot Password?

Login

Don't have an account? [Create an Account](#)

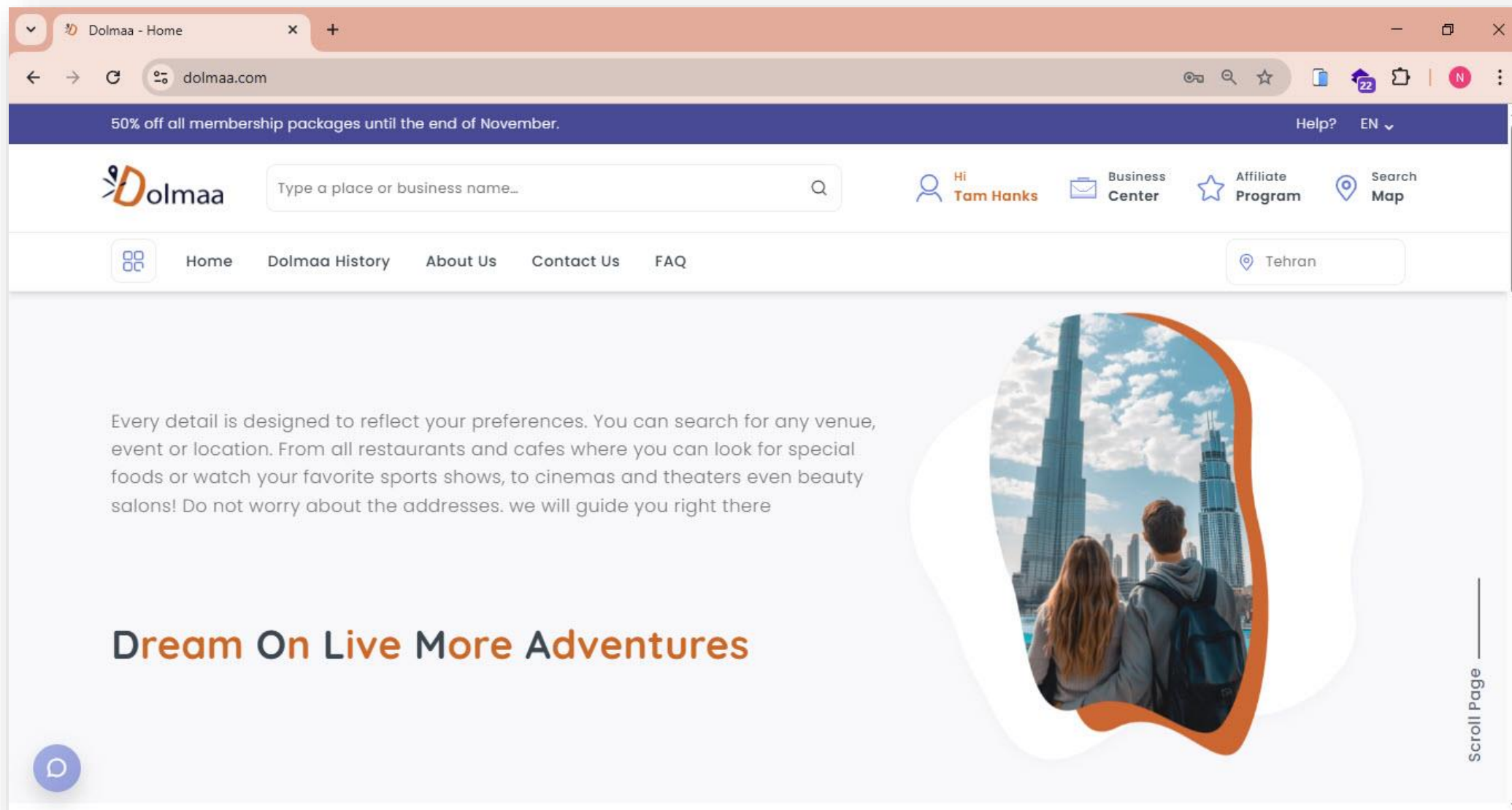
You can also log in using your email address by entering your registered email and password on the login form.



The screenshot shows a web browser window with the URL `dolmaa.com/v2/login`. The page features a dark blue header with a promotional banner: "50% off all membership packages until the end of November." and a "Help? EN" link. Below the header is a navigation bar with the Dolmaa logo, a search bar, and links for "Account Login", "Business Center", "Affiliate Program", and "Search Map". A secondary navigation bar includes "Home", "Dolmaa History", "About Us", "Contact Us", "FAQ", and a location selector set to "Tehran".

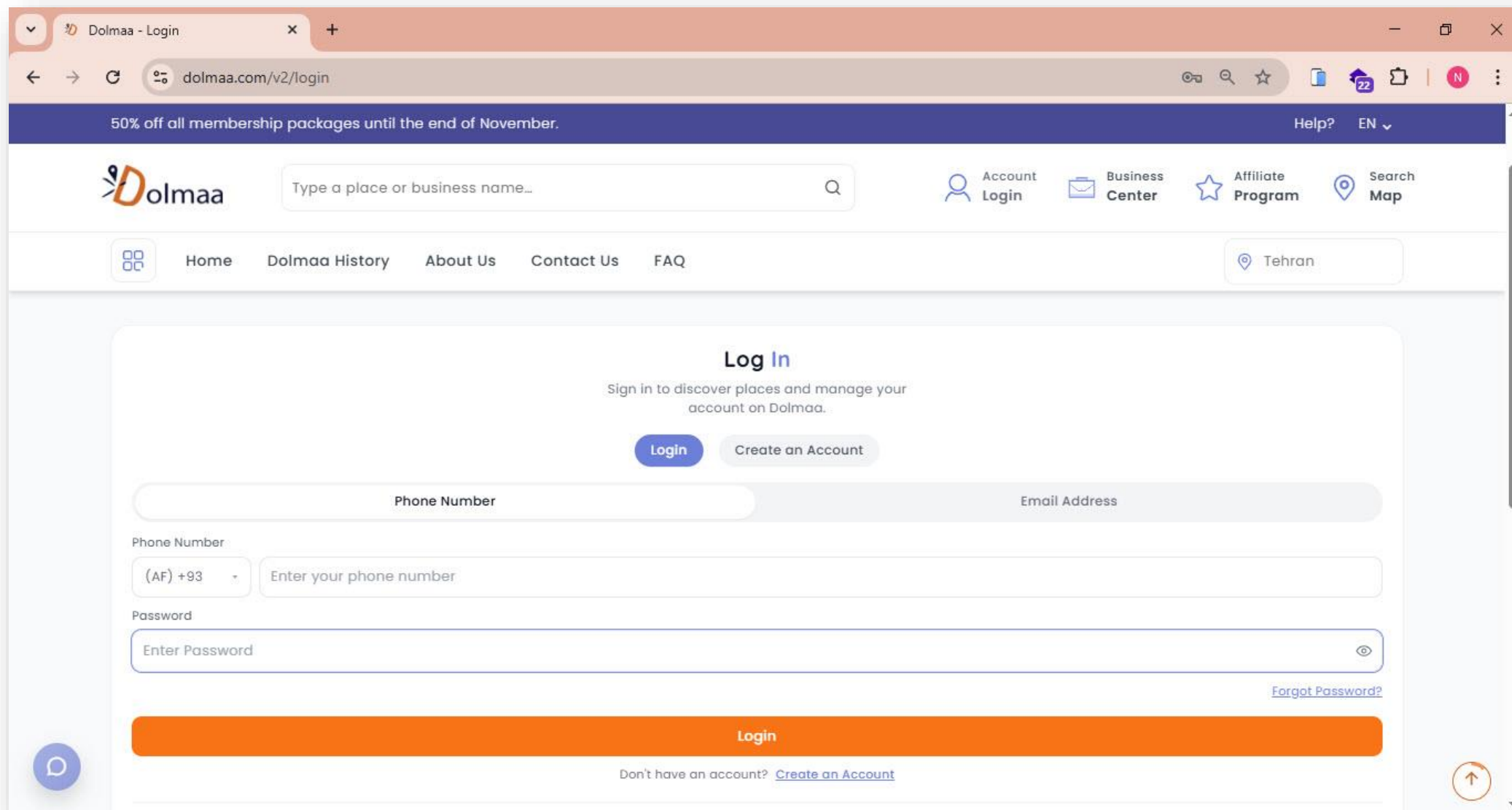
The main content area is titled "Log In" and includes the text "Sign in to discover places and manage your account on Dolmaa." Below this are two buttons: "Login" (blue) and "Create an Account" (grey). The login form consists of two input fields: "Phone Number" and "Email Address". The "Email Address" field is active and contains the text "TamHanks@gmail.com". Below the email field is a "Password" field with masked characters "*****" and a toggle icon. A link for "Forgot Password?" is located to the right of the password field. A large orange "Login" button is positioned below the form. At the bottom, there is a link "Don't have an account? Create an Account".

Once logged in, your name will appear in the Account section, indicating that you are successfully signed in to your Dolmaa account.



3. Reset Password

Select **Forgot Password?** on the login page to begin the process of recovering your account access



The screenshot shows the Dolmaa login page in a web browser. The browser's address bar displays 'dolmaa.com/v2/login'. A dark blue banner at the top of the page contains the text '50% off all membership packages until the end of November.' and a 'Help?' link. The main header features the Dolmaa logo, a search bar with the placeholder 'Type a place or business name...', and navigation links for 'Account Login', 'Business Center', 'Affiliate Program', and 'Search Map'. Below the header is a secondary navigation bar with links for 'Home', 'Dolmaa History', 'About Us', 'Contact Us', and 'FAQ', along with a location selector set to 'Tehran'. The central 'Log In' section includes the heading 'Log In', the subtext 'Sign in to discover places and manage your account on Dolmaa.', and two buttons: 'Login' and 'Create an Account'. There are two input fields: 'Phone Number' and 'Email Address'. The 'Phone Number' field is active, showing a dropdown for the country code '(AF) +93' and a text input with the placeholder 'Enter your phone number'. Below this is a 'Password' field with the placeholder 'Enter Password' and a toggle icon. A link for 'Forgot Password?' is positioned to the right of the password field. At the bottom of the login section is a large orange 'Login' button. Below the button, there is a link 'Don't have an account? Create an Account'. A chat bubble icon is visible in the bottom left corner, and a scroll-to-top icon is in the bottom right corner.

Dolmaa - Login

dolmaa.com/v2/login

50% off all membership packages until the end of November.

Help? EN

Dolmaa

Type a place or business name...

Account Login Business Center Affiliate Program Search Map

Home Dolmaa History About Us Contact Us FAQ

Tehran

Log In

Sign in to discover places and manage your account on Dolmaa.

Login Create an Account

Phone Number Email Address

Phone Number

(AF) +93 Enter your phone number

Password

Enter Password

[Forgot Password?](#)

Login

Don't have an account? [Create an Account](#)


Enter your registered email or phone number to receive a password reset link and proceed with recovering your account

Dolmaa - Forgot Password

dolmaa.com/v2/forgot-password

50% off all membership packages until the end of November.

Help? EN



[Account Login](#) [Business Center](#) [Affiliate Program](#) [Search Map](#)

[Home](#) [Dolmaa History](#) [About Us](#) [Contact Us](#) [FAQ](#)

Forgot Password [Home » Forgot Password](#)

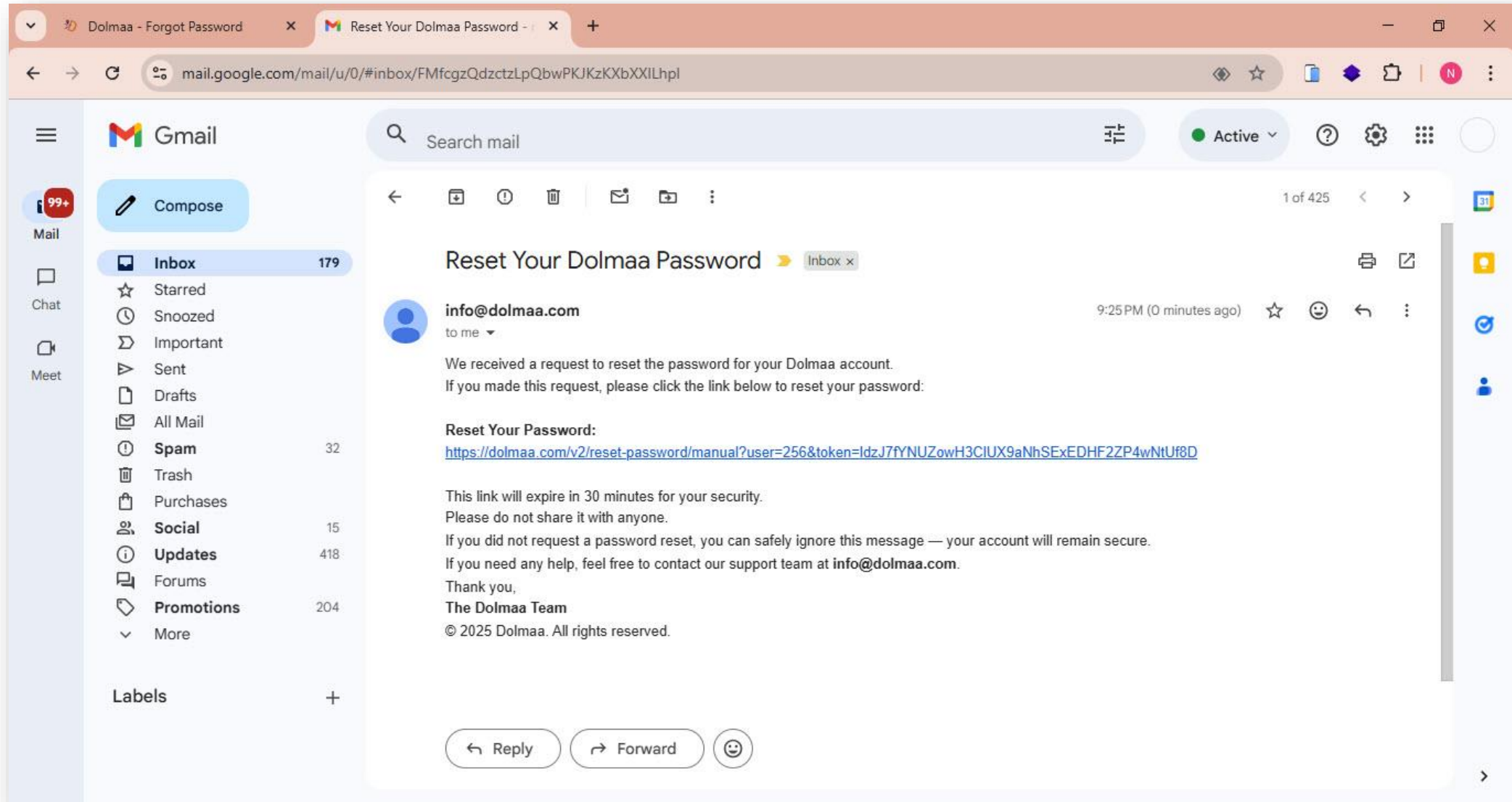
Forgot Password

Enter your email or phone number. We will generate a reset link for admin to send you.

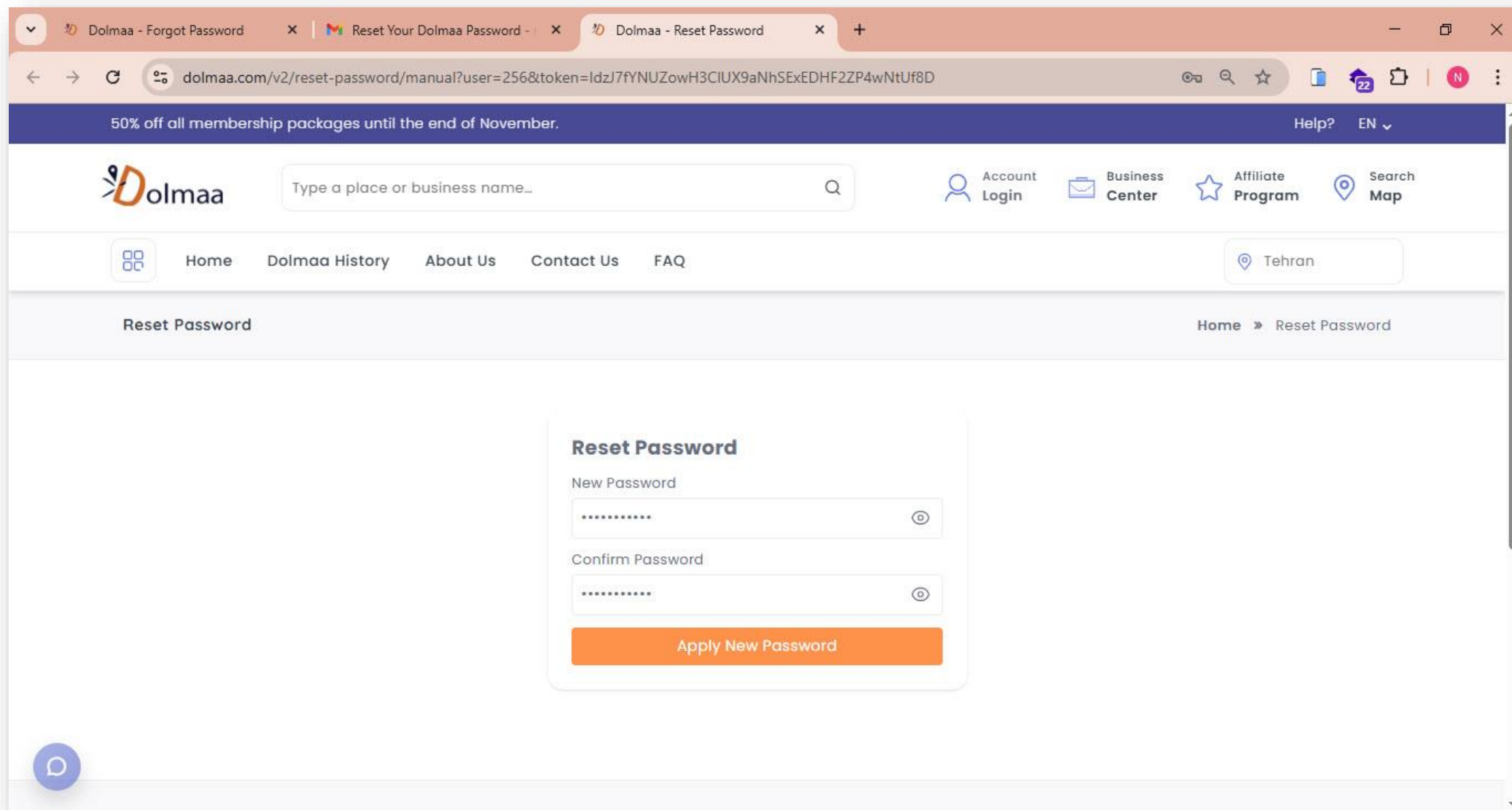
Email or Phone

Reset Password

Open the password reset email sent to your inbox and click the provided link to continue resetting your Dolmaa account password.



Enter your new password, confirm it, and click **Apply New Password** to complete the reset process.



The screenshot shows a web browser with three tabs: 'Dolmaa - Forgot Password', 'Reset Your Dolmaa Password -', and 'Dolmaa - Reset Password'. The address bar shows the URL: `dolmaa.com/v2/reset-password/manual?user=256&token=ldzJ7fYNUZowH3CIUX9aNhSEdHF2ZP4wNtUf8D`. The website header includes a promotional banner for '50% off all membership packages until the end of November.', the Dolmaa logo, a search bar, and links for 'Account Login', 'Business Center', 'Affiliate Program', and 'Search Map'. The main navigation bar contains 'Home', 'Dolmaa History', 'About Us', 'Contact Us', and 'FAQ'. A breadcrumb trail shows 'Home » Reset Password'. The 'Reset Password' form is centered and contains two password input fields labeled 'New Password' and 'Confirm Password', each with a toggle icon. Below the fields is an orange button labeled 'Apply New Password'. A chat icon is visible in the bottom left corner.

50% off all membership packages until the end of November.

Help? EN

Dolmaa Type a place or business name...

Account Login Business Center Affiliate Program Search Map

Home Dolmaa History About Us Contact Us FAQ Tehran

Reset Password Home » Reset Password

Reset Password

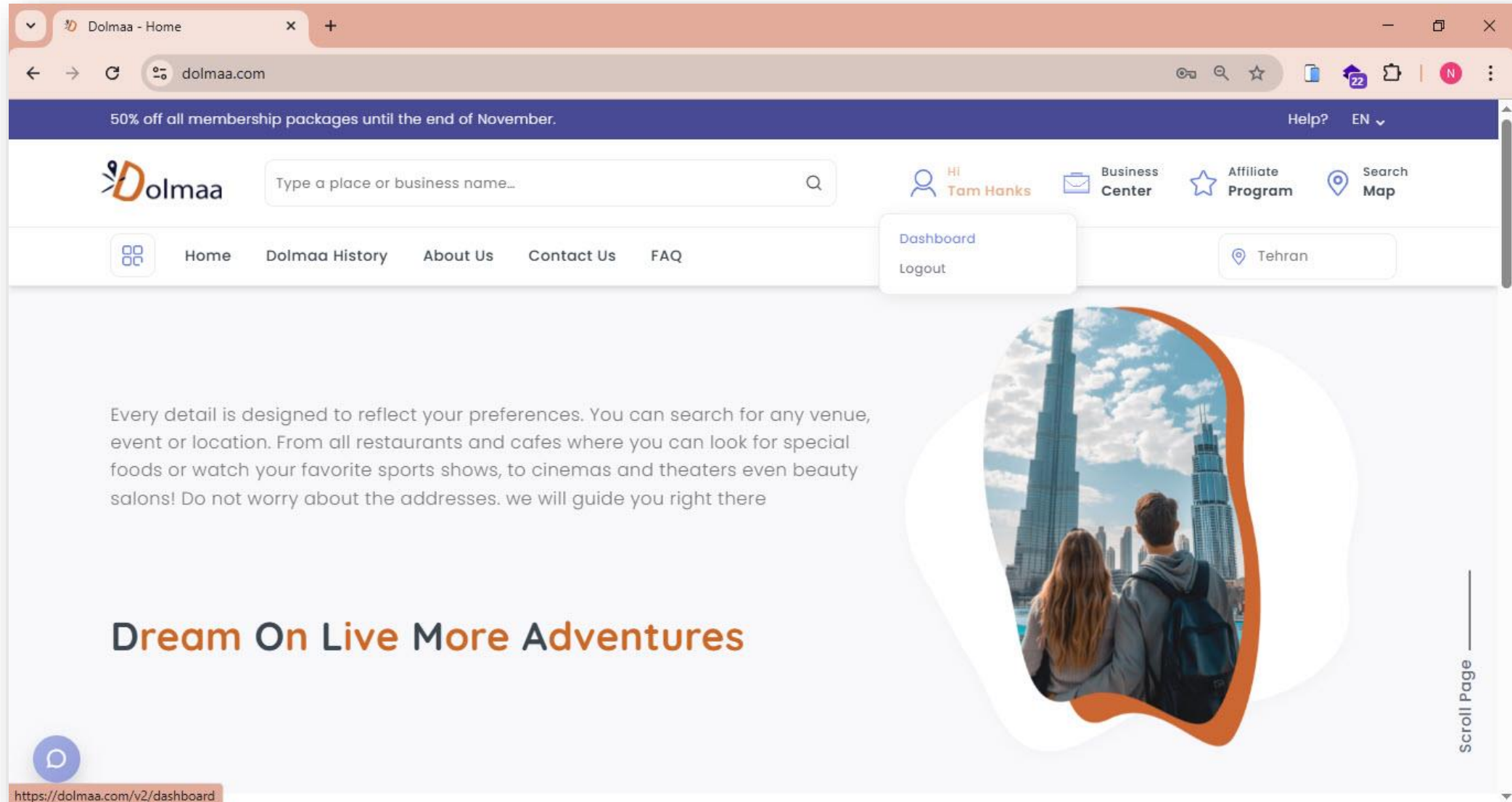
New Password

Confirm Password

Apply New Password

4. Dashboard

From the Account menu, select **Dashboard** to view and manage your Dolmaa account and activities



The screenshot shows a web browser at dolmaa.com. The top navigation bar includes a promotional banner for 50% off membership packages, a search bar, and user links for 'Hi Tam Hanks', 'Business Center', 'Affiliate Program', and 'Search Map'. A dropdown menu for the user profile is open, showing 'Dashboard' and 'Logout'. The main content area features a paragraph about personalized search results and a large image of a couple looking at the Burj Khalifa. The footer contains a chat icon and the URL https://dolmaa.com/v2/dashboard.

50% off all membership packages until the end of November. Help? EN

Dolmaa Type a place or business name...

Hi Tam Hanks Business Center Affiliate Program Search Map

Dashboard Logout

Tehran

Home Dolmaa History About Us Contact Us FAQ

Every detail is designed to reflect your preferences. You can search for any venue, event or location. From all restaurants and cafes where you can look for special foods or watch your favorite sports shows, to cinemas and theaters even beauty salons! Do not worry about the addresses. we will guide you right there

Dream On Live More Adventures

Scroll Page

https://dolmaa.com/v2/dashboard

Your dashboard provides a quick overview of your account, including profile details, reviews, notifications, and options to upgrade your role to a Business User or Affiliate.

The screenshot displays the Dolmaa dashboard for a user named Tam Hanks. The interface includes a top navigation bar with a promotional banner for a 50% discount on membership packages. Below this, the Dolmaa logo and a search bar are visible, along with user profile information and links to Business Center, Affiliate Program, and Search Map. The main dashboard area is divided into several sections: a welcome message, a menu on the left, a 'Grow your account' section with options to become a Business User or an Affiliate, an 'Account overview' section showing email and membership details, a 'Your reviews' section with a summary of total, pending, approved, and rejected reviews, and a 'Recent reviews' section at the bottom. The user's current role is listed as 'Customer'.

50% off all membership packages until the end of November.

Help? EN

Dolmaa Type a place or business name...

Hi **Tam Hanks** Business Center Affiliate Program Search Map

Home Dolmaa History About Us Contact Us FAQ Tehran

Welcome back **Tam Hanks**
Customer

Menu

- My Account
- Dashboard
- My Profile
- Change Password
- Notifications
- My Reviews
- Logout

Grow your account Upgrade your role on Dolmaa

You are currently using Dolmaa as a regular customer. You can also manage your own businesses or earn money as an affiliate.

[Become a Business User](#) [Become an Affiliate](#)

Business account
Add and manage your businesses, get more visibility and access to business tools.

Affiliate account
Invite users to Dolmaa and earn commissions from their first subscriptions.

Account overview [View profile](#)

Email: TamHanks@gmail.com
Member since: Dec 03, 2025
[Change password](#) [My reviews](#)

Your reviews [View all](#)

Total	1	Pending	0
Approved	1	Rejected	0

Recent reviews [View all](#)

Dec 04, 2025 15:04 [Approved](#)


Update your personal information, contact details, and profile photo to keep your Dolmaa account accurate and up to date.

Dolmaa - My Profile


dolmaa.com/v2/dashboard/profile

50% off all membership packages until the end of November.

Help? EN



Type a place or business name...



Hi Tam Hanks

Business Center

Affiliate Program

Search Map

Home


Dolmaa History

About Us

Contact Us

FAQ

Tehran



Welcome back
Tam Hanks
Customer

Menu

My Account

Dashboard

My Profile

Change Password

Notifications

My Reviews

Logout

My Profile

Update your personal information and contact details.

Profile updated successfully.

Full Name *

Tam Hanks

Email address

TamHanks@gmail.com


Verified on Dec 03, 2025

Mobile number

+971 3475858

To change email or mobile, please contact support.

Profile photo

 Upload new

Account type

Customer

Country

United Arab Emirates

State / Province

Dubai

City

Dubai


Postal code

41053

Address

Unit 23, Marina View Building Al Marsa Street Dubai Marina Dubai, UAE

Location on map



View all updates and messages related to your account. From here, you can read new notifications or mark them as read to keep your inbox organized.

The screenshot shows a web browser window with the address bar displaying `dolmaa.com/v2/dashboard/notifications`. The browser's address bar also shows a search icon, a star icon, and a notification icon with the letter 'N'. The website's header features a dark blue banner with the text "50% off all membership packages until the end of November." and a "Help?" link. Below the banner is the Dolmaa logo, a search bar with the placeholder text "Type a place or business name...", and user information for "Hi Tam Hanks". The navigation menu includes links for "Home", "Dolmaa History", "About Us", "Contact Us", and "FAQ". A location selector shows "Tehran". The main content area is divided into two sections. On the left, a "Welcome back Tam Hanks" message is displayed with a profile picture and a "Customer" tag. Below this is a "Menu" section with links for "My Account", "Dashboard", "My Profile", "Change Password", "Notifications" (which has a red notification badge), and "My Reviews". On the right, the "Notifications" section is titled "Notifications" and includes the text "Here you can see all messages and updates related to your account." and a "Mark all as read" button. A single notification is shown: "Welcome to Dolmaa! General New" with a timestamp of "54 seconds ago" and a "Mark as read" button. The notification text reads: "Thank you for joining Dolmaa.com. We are happy to have you with us!". A blue chat bubble icon is visible in the bottom left corner, and an orange circular icon with an upward arrow is in the bottom right corner.

Dolmaa - Notifications

dolmaa.com/v2/dashboard/notifications

50% off all membership packages until the end of November. Help? EN

Dolmaa

Type a place or business name...

Hi Tam Hanks

Business Center

Affiliate Program

Search Map

Home Dolmaa History About Us Contact Us FAQ

Tehran

Welcome back Tam Hanks

Customer

Menu

- My Account
- Dashboard
- My Profile
- Change Password
- Notifications
- My Reviews

Notifications

Here you can see all messages and updates related to your account.

Mark all as read

Welcome to Dolmaa! General New

54 seconds ago

Mark as read

Thank you for joining Dolmaa.com. We are happy to have you with us!

View all the reviews you have submitted on businesses, including their approval status and links to the related business pages.

The screenshot shows a web browser window with the address bar displaying `dolmaa.com/v2/dashboard/reviews`. The page features a dark blue header with a promotional banner: "50% off all membership packages until the end of November." and a "Help? EN" link. Below the header is a navigation bar with the Dolmaa logo, a search bar, and links for "Hi Tam Hanks", "Business Center", "Affiliate Program", and "Search Map". A secondary navigation bar includes "Home", "Dolmaa History", "About Us", "Contact Us", "FAQ", and a location selector set to "Tehran".

The main content area is divided into two columns. The left column contains a user profile for "Tam Hanks" with a "Customer" tag and a "Menu" with options: "My Account", "Dashboard", "My Profile", "Change Password", "Notifications", and "My Reviews". The right column is titled "My Reviews" and includes the text "See all reviews you have submitted on businesses." It displays a single review for "Midwest Detox: Addiction Treatment and Detox In Wisconsin" with a 4-star rating, a green "Approved" status, and a timestamp of "2025-12-04 15:04". The review text reads: "I've had a good experience with this hotel. I recommend staying here." and includes a link to "View business page".

You can change your account password here by entering your current password and setting a new one.

The screenshot displays the 'Change Password' page on the Dolmaa website. The browser's address bar shows the URL `dolmaa.com/v2/dashboard/password/change`. A promotional banner at the top states '50% off all membership packages until the end of November.' The header includes the Dolmaa logo, a search bar, and user links for 'Hi Tam Hanks', 'Business Center', 'Affiliate Program', and 'Search Map'. A navigation bar contains links for Home, Dolmaa History, About Us, Contact Us, and FAQ, along with a location selector set to 'Tehran'. The main content area is titled 'Change Password' and includes a breadcrumb trail: Home » Dashboard » Change Password. On the left, a user profile for 'Tam Hanks' (Customer) is shown, along with a 'Menu' containing 'My Account', 'Dashboard', 'My Profile', and 'Change Password'. The 'Change Password' form on the right prompts the user to 'Update your account password to keep your profile secure.' It features three input fields: 'Current password *', 'New password *', and 'Confirm new password *'. The 'New password' field has a note: 'Use at least 8 characters, including letters and numbers.' At the bottom of the form are two buttons: 'Update password' and 'Back to dashboard'.

50% off all membership packages until the end of November.

Help? EN

Dolmaa Type a place or business name...

Hi **Tam Hanks** Business Center Affiliate Program Search Map

Home Dolmaa History About Us Contact Us FAQ Tehran

Change Password Home » Dashboard » Change Password

Welcome back
Tam Hanks
Customer

Menu

- My Account
- Dashboard
- My Profile
- Change Password

Change Password

Update your account password to keep your profile secure.

Current password *

.....

New password *

Use at least 8 characters, including letters and numbers.

Confirm new password *

Update password Back to dashboard